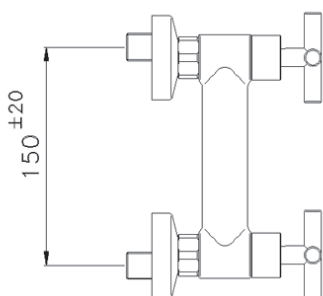
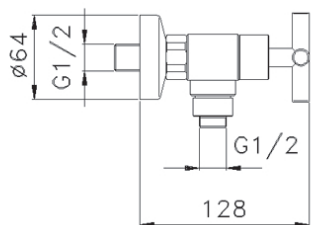


VR15310

Gruppo per doccia esterno, interasse 150 mm. Vitoni ceramici, portata 12 l/min. Raccordo 1/2".

External shower group, 150 mm interaxes. Ceramic valves, 12 l/min flow rate. 1/2" connection.



CERTIFICAZIONI PRODOTTO PRODUCT APPROVALS

L'articolo può disporre di alcune di queste certificazioni. The article may have some of these approvals.



IMBALLI E RICICLABILITÀ PACKAGING AND RECYCLING

| SCATOLA BOX | VOLUME VOLUME | TARA TARE | PESO LORDO GROSS WEIGHT |
|---------------------|----------------------|---------------|--------------------------------------|
| 15 x 12,6 x 23,3 cm | 0,004 m ³ | 0,24 kg | 1,28 kg |
| COLLO MC | VOLUME VOLUME | TARA TARE | N° SCATOLE PER COLLO N° BOXES FOR MC |
| 38 x 40 x 40 cm | 0,061 m ³ | 0,88 kg | 10 |
| PLASTICA PLASTIC | CARTA PAPER | PALLET PALLET | N° COLLI PER PALLET N° MC FOR PALLET |
| 0,002 kg | 0,328 kg | 9,6 kg | 18 |

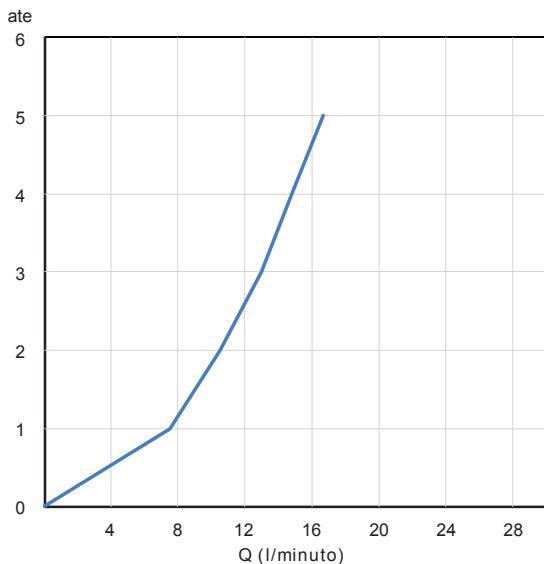


DIAGRAMMA DI PORTATA FLOW RATE DIAGRAM

Test eseguito secondo le norme europee EN 817 - EN 200. Portata calcolata con l'impiego di aeratori certificati.

Test carried out according to the European standards EN 817 - EN 200. Flow rate calculated by the application of certified aerators.

| ate | 1 | 2 | 3 | 4 | 5 |
|-----------|-----|------|------|------|------|
| Q (l/min) | 7,2 | 10,8 | 12,5 | 14,8 | 16,2 |