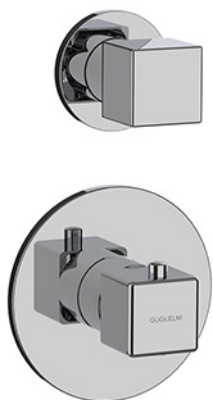


ID50060

Parte esterna miscelatore termostatico per doccia incasso. Completa di fermo di sicurezza 38°. Rosoni Ø 117 e Ø 64 in metallo.

External part thermostatic mixer for built-in shower. Complete with 38° safety lock 38°. Ø 117 and Ø 64 metal plate.

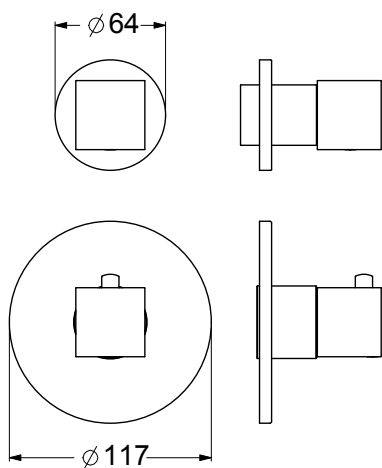


CARATTERISTICHE FEATURES



CERTIFICAZIONI PRODOTTO PRODUCT APPROVALS

L'articolo può disporre di alcune di queste certificazioni. The article may have some of these approvals.



IMBALLI E RICICLABILITÀ PACKAGING AND RECYCLING

SCATOLA BOX	VOLUME VOLUME	TARA TARE	PESO LORDO GROSS WEIGHT
7 x 18 x 21 cm	0,003 m ³	0,13 kg	0,7 kg
COLLO MC	VOLUME VOLUME	TARA TARE	N° SCATOLE PER COLLO N° BOXES FOR MC
26 x 40 x 40 cm	0,042 m ³	0,74 kg	12
PLASTICA PLASTIC	CARTA PAPER	PALLET PALLET	N° COLLI PER PALLET N° MC FOR PALLET
0,002 kg	0,194 kg	9 kg	24

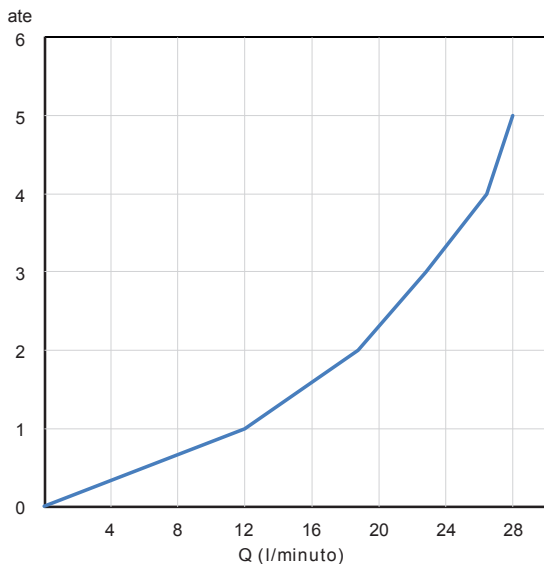


DIAGRAMMA DI PORTATA FLOW RATE DIAGRAM

Test eseguito secondo le norme europee EN 1111. Portata calcolata con l'impiego di aeratori certificati.

Test carried out according to the European standards EN 1111. Flow rate calculated by the application of certified aerators.

ate	1	2	3	4	5
Q (l/min)	12,6	18,0	23,0	25,2	28,3